


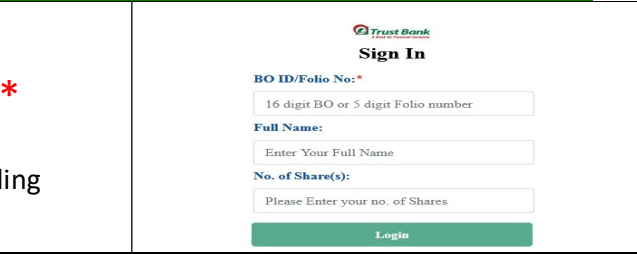



# Trust Bank Limited's Virtual EGM System Manual

**Supported Browser:** Latest version of Google Chrome, Microsoft Edge, Opera, Safari, Mozilla Firefox

**Supported Device:** Laptop, Desktop, Tab, Mobile (android/ iPhone)

Virtual EGM with this simple step:

<b>Step - 1</b>		
<b>Log in to the link</b>	<b><a href="https://trustbankegm.bdvirtual.com">https://trustbankegm.bdvirtual.com</a></b>	
		
<b>Step 2</b>		
<b>Log on Interface</b>		
<b>Before Activation</b> 	<b>After Activation</b> 	
<b>Step 3</b>		
<b>Login screen:</b>  a) Enter 16 digit BO number or 5 digit Folio number* b) Enter Name c) Enter Number of Share(s) as per record date holding d) Click Login button		
<b>Step 4</b>		
<b>Shareholders can see:</b>		
<b>a) Live Streaming, b) Agenda, c) Question &amp; Comments d) Total attendance (Number of Shareholders)</b>		
		
<b>Step-5</b>		
<b>Shareholders can do:</b> Send Question & Comments through text up to the end of EGM (English or Bangla)	<b>Shareholders can do:</b> Shareholders can Propose/ Support any Agenda	<b>Shareholders can do:</b> If requires Shareholders can vote (Yes/ No) for any Agenda
